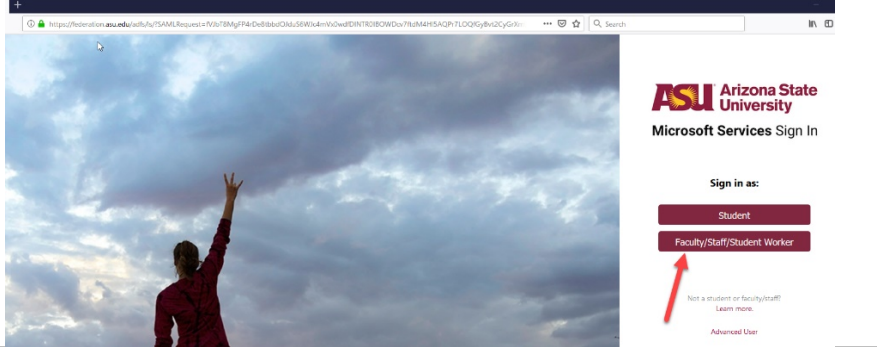
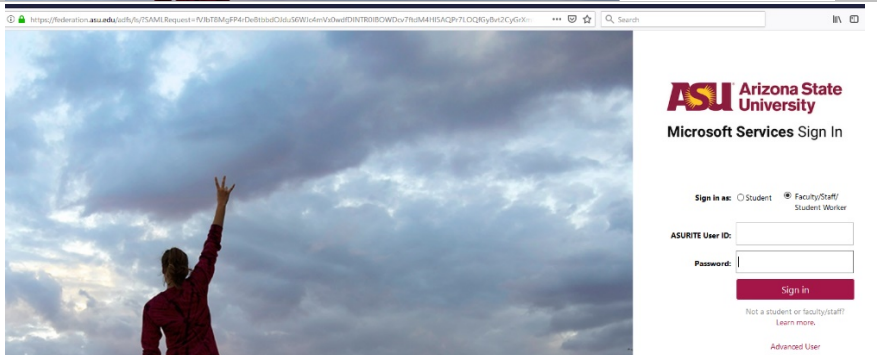
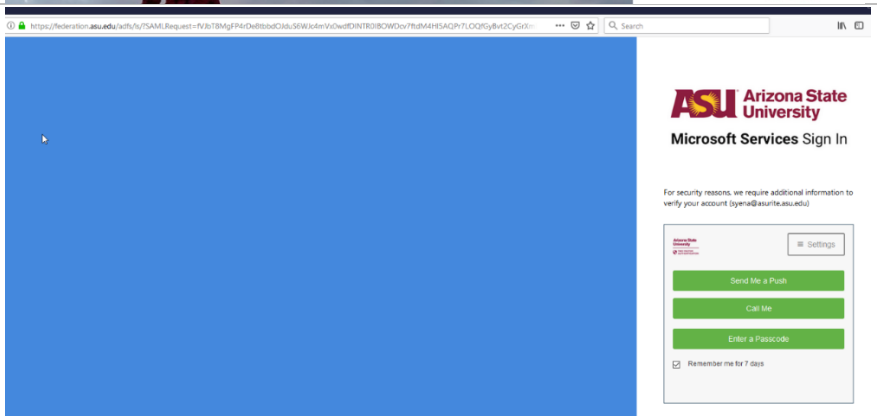


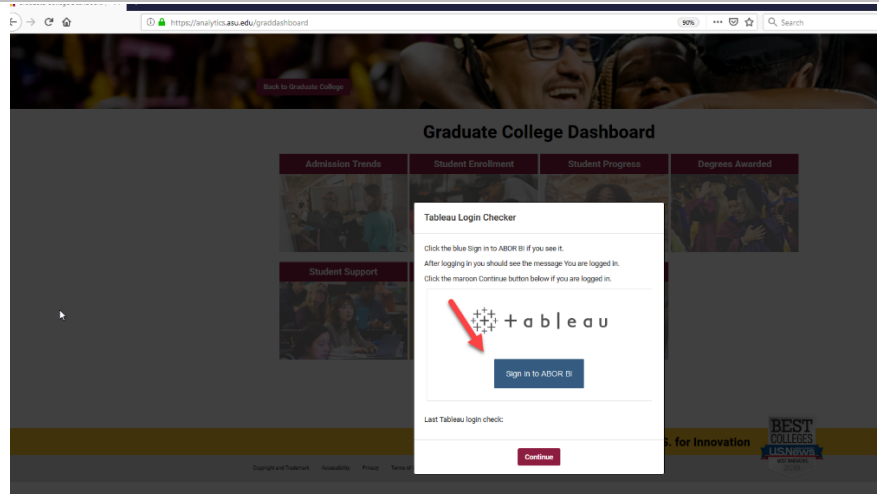
How to Login to the Graduate College Dashboard

You can access the Graduate College Dashboard using the following link:
<https://analytics.asu.edu/graddashboard>

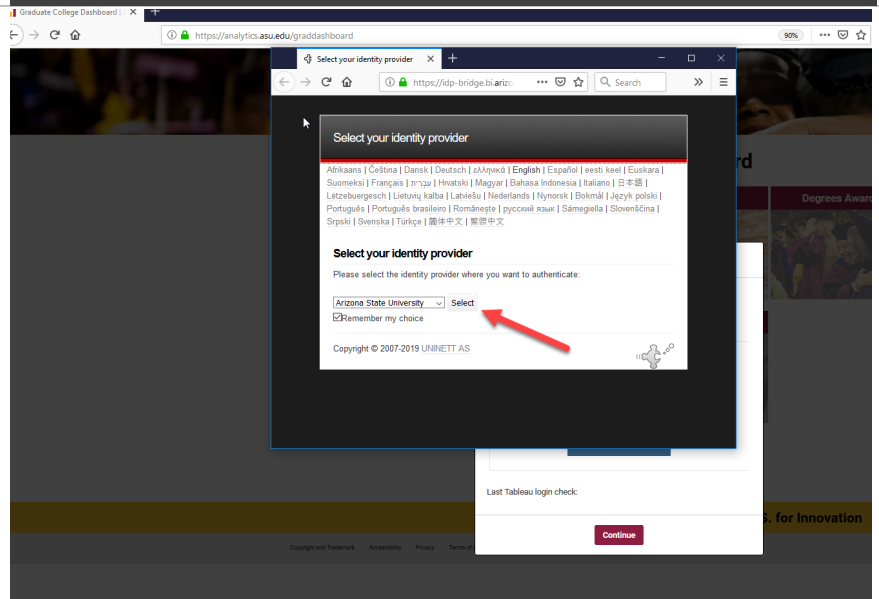
Follow these steps to log into the Graduate College Dashboard:

<p>Select Faculty/Staff/Student Worker button</p>	 <p>The screenshot shows the ASU Microsoft Services Sign In page. The background features a person in a red shirt reaching up against a cloudy sky. On the right side, there is a sign-in section with the ASU logo and the text 'Microsoft Services Sign In'. Below this, there is a 'Sign in as:' section with two buttons: 'Student' and 'Faculty/Staff/Student Worker'. A red arrow points to the 'Faculty/Staff/Student Worker' button. Below the buttons, there is a link for 'Not a student or faculty/staff? Learn more.' and an 'Advanced User' link.</p>
<p>Sign-in using your asurite id and password</p>	 <p>The screenshot shows the ASU Microsoft Services Sign In page. The background features a person in a red shirt reaching up against a cloudy sky. On the right side, there is a sign-in section with the ASU logo and the text 'Microsoft Services Sign In'. Below this, there is a 'Sign in as:' section with radio buttons for 'Student' and 'Faculty/Staff/Student Worker'. The 'Faculty/Staff/Student Worker' option is selected. Below the radio buttons, there are two input fields: 'ASURITE User ID:' and 'Password:'. A 'Sign in' button is located below the password field. Below the button, there is a link for 'Not a student or faculty/staff? Learn more.' and an 'Advanced User' link.</p>
<p>Select two factor method to log in</p>	 <p>The screenshot shows the ASU Microsoft Services Sign In page. The background is a solid blue color. On the right side, there is a sign-in section with the ASU logo and the text 'Microsoft Services Sign In'. Below this, there is a section for two-factor authentication. It starts with the text 'For security reasons, we require additional information to verify your account (yem@asu.asu.edu)'. Below this, there is a 'Settings' button. There are three green buttons: 'Send Me a Push', 'Call Me', and 'Enter a Passcode'. At the bottom, there is a checkbox labeled 'Remember me for 7 days'.</p>

Select Sign in to ABOR BI



Select Arizona State University



Select continue

