


Viewing Allocations and Usage



View UGF Allocations



Viewing UGF Allocations is can be accessed by selecting the “UGF Allocations” tile on the homepage.

Upon selecting this tile, you will be taken to a search screen where you enter:

- **ACAD ORG**
- **AID YEAR**

A search form titled "New Search" with a dropdown arrow. It contains two input fields: "Academic Organization" and "Aid Year", each with a search icon on the right. Below the fields are two buttons: a green "Search" button and a grey "Clear" button. Two red arrows point from the list items "ACAD ORG" and "AID YEAR" to the respective input fields in the form.

View UGF Allocations - Results

The screenshot displays the 'View UGF Allocations' interface. On the left, there is a search sidebar with the following filters:

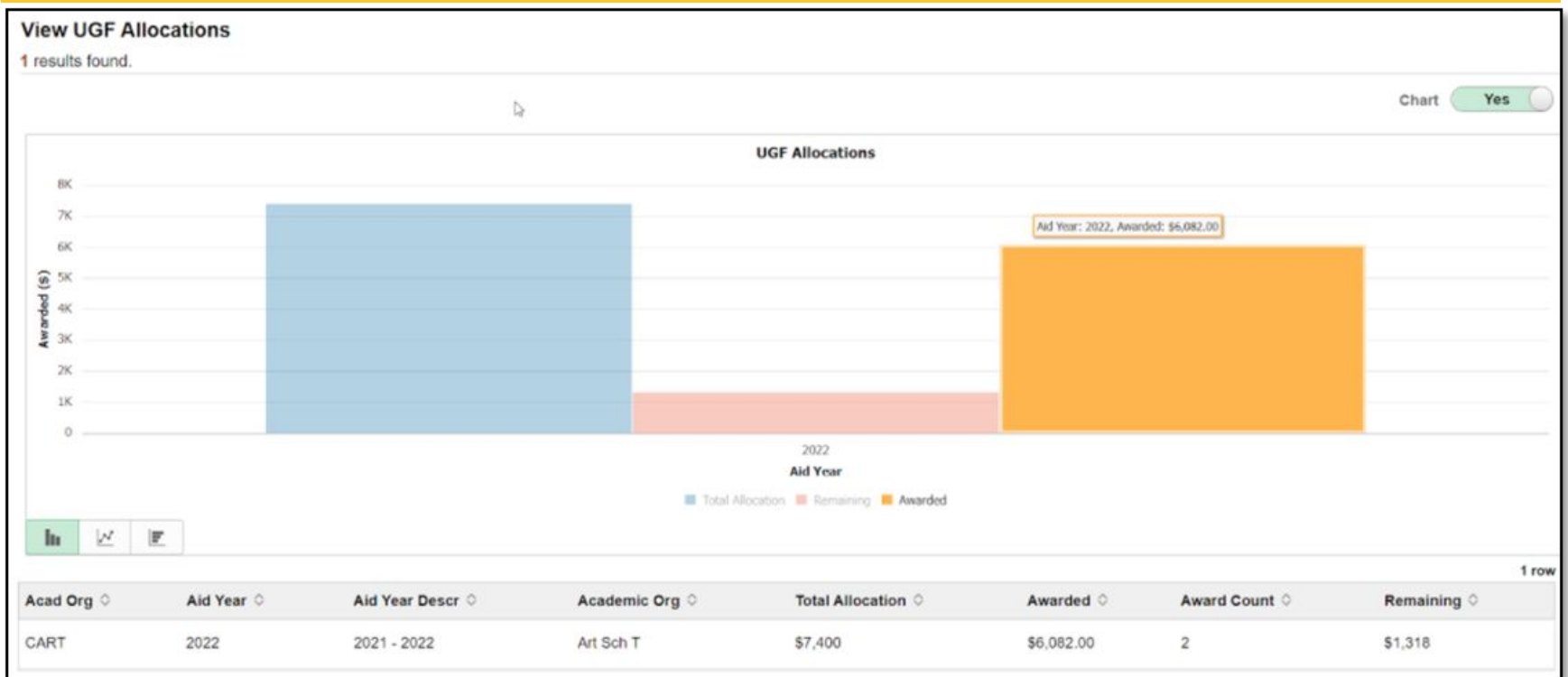
- New Search:**
 - Academic Organization: CART
 - Aid Year: 2022
 - Buttons: Search, Clear
- Aid Year:**
 - 2022 (1)
- Acad Org:**
 - CART (1)

The main content area shows '1 results found.' and a table with the following data:

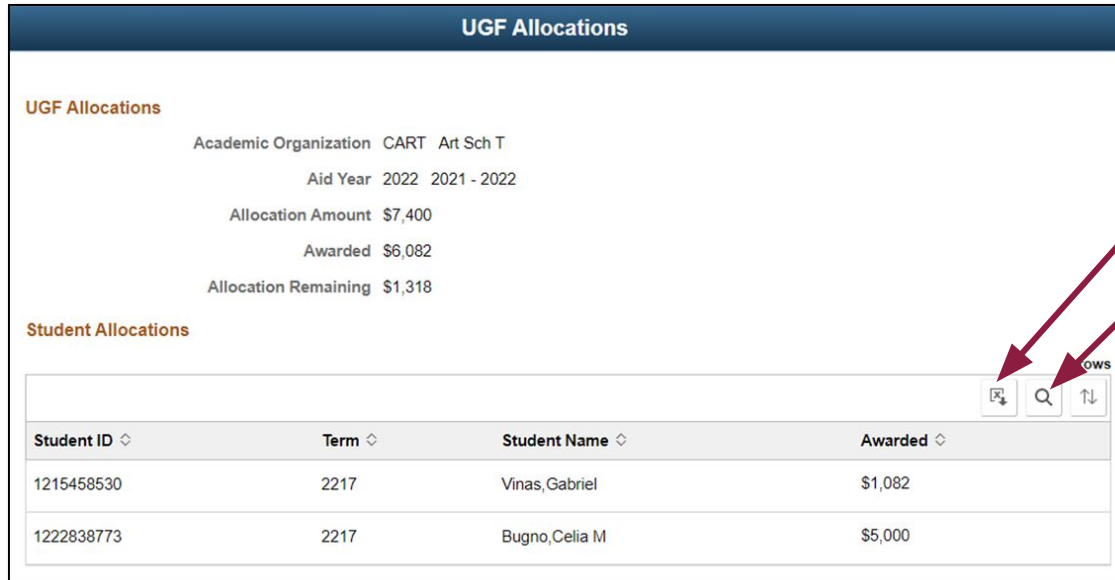
| Acad Org | Aid Year | Aid Year Descr | Academic Org | Total Allocation | Awarded | Award Count | Remaining |
|----------|----------|----------------|--------------|------------------|------------|-------------|-----------|
| CART | 2022 | 2021 - 2022 | Art Sch T | \$7,400 | \$6,082.00 | 2 | \$1,318 |

On the right side of the table, there is a 'Chart' toggle set to 'No'. A red arrow points to this toggle. The text '1 row' is visible at the bottom right of the table area.

View UGF Allocations - Results



View UGF Allocations - Result Details



The screenshot displays the 'UGF Allocations' page. At the top, there is a dark blue header with the text 'UGF Allocations'. Below this, the page is divided into two main sections: 'UGF Allocations' and 'Student Allocations'. The 'UGF Allocations' section contains summary statistics: Academic Organization (CART Art Sch T), Aid Year (2022 2021 - 2022), Allocation Amount (\$7,400), Awarded (\$6,082), and Allocation Remaining (\$1,318). The 'Student Allocations' section features a table with columns for Student ID, Term, Student Name, and Awarded. Above the table, there are three icons: a download icon (Excel), a magnifying glass (search), and a sort icon (rows). Two red arrows point from the numbered list on the right to the download and search icons respectively.

UGF Allocations

UGF Allocations

Academic Organization CART Art Sch T

Aid Year 2022 2021 - 2022

Allocation Amount \$7,400

Awarded \$6,082

Allocation Remaining \$1,318

Student Allocations

| Student ID | Term | Student Name | Awarded |
|------------|------|----------------|---------|
| 1215458530 | 2217 | Vinas, Gabriel | \$1,082 |
| 1222838773 | 2217 | Bugno, Celia M | \$5,000 |

On the detailed results page you can

1. Download to Excel
2. Search for an entry using magnifying glass