

Introduction

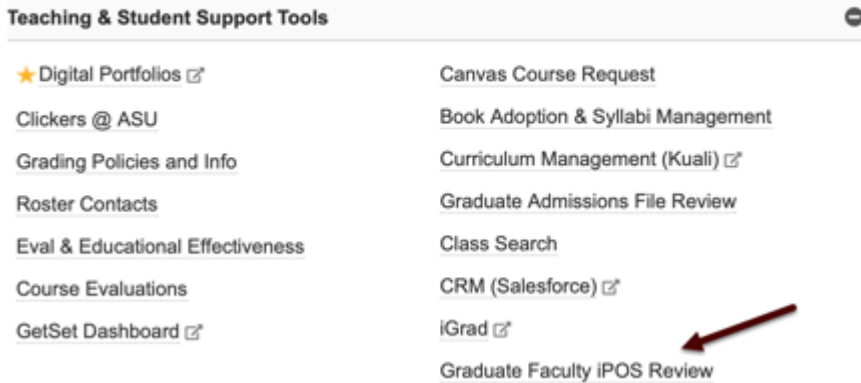
Beginning Summer 2022, the Graduate College uses the student iPOS as part of the Defense results process. This applies to all students who hold a defense for a thesis or dissertation.

Process

Once the student schedules a defense in the iPOS and it is approved by the unit, an email will be sent to the student, faculty committee, and staff advisor seven days before the defense date. The email will outline the process for the defense results to be completed.

All members of the student’s committee will have access to the student’s iPOS. It can be accessed in two ways: via the email sent to the committee or via the member’s MyASU portal > Graduate Faculty iPOS Review.

MyASU: Graduate Faculty iPOS Review



After clicking on their Graduate Faculty iPOS Review, committee members will view the iPOS student search screen and click on the student’s name under “pending approval”.



Committee members external to ASU will have to go to <https://my.asu.edu> to sign in to their MyASU using their ASUrite ID and password. If they forget their ID or password, they can contact the Experience Center or follow the following steps to reset their [password](#)/obtain their [ASURITE ID](#).

Sign In

ASURITE User ID [Activate or request an ID](#)

Password [Forgot ID / password?](#)

Remember my user ID

Need Help? Visit the [Help Center](#) or call 1-855-ASU-5080 (1-855-278-5080)

System Status | [ASU Home](#) | [Copyright](#) | [Acceptable Use](#) | [Privacy](#)

Below are the steps for inputting the defense results. Note that all results must be input by the [graduation deadlines](#) in order for the student to graduate for the term.

1. At the conclusion of the defense, all members access the student's iPOS and locate the Defense Results page.

The screenshot shows the ASU iPOS user interface. At the top left is the ASU Arizona State University logo. Below it is a user profile card with fields for Name, Campus/Location (Tempe), and Status (Approved). A main navigation menu follows, with items: Welcome, Degree Requirements, Courses, Advisors, Petitions, and Defense. The Defense menu is expanded, showing 'Schedule Defense' and 'Defense Results'. A red arrow points to the 'Defense Results' link.

2. All committee members can input their own initial defense results at that time or later, if needed. The iPOS can be accessed from a smartphone as well as a computer. Note that all members should agree on the results before inputting them.




Name	Plan Geography, PhD
Campus/Location Tempe	Requirements 84 credit hours, a written comprehensive exam, an oral comprehensive exam, a prospectus and a dissertation
Status Approved	

Defense	Defense Date 07/20/2022
	Defense Time 4:30 PM
	Virtual Meeting Link https://asu.zoom.us/j/123456789

Defense Results
FAQ

Defense Results

Instructions:
Chairs/Co-Chairs must input the appropriate defense result plus any required content revisions, if applicable. Committee members must choose pass or fail as the defense result.

Committee Details	Defense Details
 Elizabeth Wentz Committee Role: Chair PSNoMail@asu.edu	Defense Results: Pending
 Lisa Anderson Committee Role: Member PSNoMail@asu.edu	Defense Results: <input type="button" value="Fail"/> <input type="button" value="Pass"/>
 Tamara Underiner Committee Role: Member PSNoMail@asu.edu	Defense Results: Pending




- If revisions are needed, the Chair/Co-Chairs are to input the required revisions in the text box. Students have up to one year to complete required committee revisions, must stay continuously enrolled, and must meet the graduation deadlines for the term they complete them in order to graduate.

Name	Plan Geography, PhD
Campus/Location Tempe	Requirements 84 credit hours, a written comprehensive exam, an oral comprehensive exam, a prospectus and a dissertation
Status Approved	

Defense	
Defense Results	
Defense FAQ	
<input checked="" type="checkbox"/> Summary/Submit	
FAQ	

Defense Results

Instructions: Each committee member is required to enter defense results of Pass or Fail for [Name]

Committee Details	Defense Details	Revisions
 Elizabeth Wentz Committee Role: Chair PSNoMail@asu.edu	Defense Results: <input type="button" value="Pass Minor Revisions"/>	<input type="text"/>
 Lisa Anderson Committee Role: Member PSNoMail@asu.edu	Defense Results:	
 Tamara Underiner Committee Role: Member PSNoMail@asu.edu	Defense Results:	

The Chair/Co-Chairs will also need to check the box about the format of the document before submitting their results. *If there are **NO** revisions, then the defense results process is completed after all of the committee inputs their results.*

For Chairs/Co-Chairs only:

All graduate students are responsible for submitting a final document that adheres to ASU format standards. In order to ensure that the document is ready for publication in ProQuest, please confirm with the student that they utilized the ASU Graduate College [Format Wizard](#) and Format Manual resources for format compliance. For your reference, a concise format checklist is provided [here](#).

By selecting this box, I, Elizabeth Wentz, certify that the student has defended their document and/or research and has completed all requirements as set by this committee. I confirm that the student has utilized ASU format resources and that the document is ready for publication.

- If there are revisions needed, there will be an additional field for the Chair/Co-Chairs to complete once revisions have been completed.

Defense Final Results 

For Chairs/Co-Chairs only:

All graduate students are responsible for submitting a final document that adheres to ASU format standards. In order to ensure that the document is ready for publication in ProQuest, please confirm with the student that they utilized the ASU Graduate College [Format Wizard](#) and Format Manual resources for format compliance. For your reference, a concise format checklist is provided [here](#).

Committee Chair Elizabeth Wentz

Revision(s) Status

By selecting this box, I, Elizabeth Wentz, certify that the student has defended their document and/or research and has completed all requirements as set by this committee. I confirm that the student has utilized ASU format resources and that the document is ready for publication.

Note: Staff advisors will have the ability to search for the status of the defense results of students via their PS iPOS Manage Student Search page.

Next Steps

- Once the results have been completed, the student's document is to be finalized in the format process, including the submission of the document to ProQuest. Students will be notified when to do this step.
- If an embargo for the delay of the document's publication is desired, an [embargo form](#) needs to be submitted.
- Once the student submits their document to ProQuest by the stated graduation deadline and receives their final format approval, the student has completed the defense process.

FAQs

1. What happens if a committee member mistakenly inputs the wrong defense result?
Contact your unit's Graduate College coordinator or email grad-gps@asu.edu and we can assist.
2. What if a committee member is not receiving the reminder emails?
They can check the defense results page to confirm their email is correct and is the one they are checking. If further assistance is needed, they can contact the Graduate College for assistance (grad-gps@asu.edu).
3. How do faculty external to ASU get the reminder emails?
They will be sent to both their ASU email and also their other/personal email that ASU has (based on the committee approval request form). NOTE—email reminders are not needed in order to access Defense Results page by going to their MyASU
4. *How can a committee member external to ASU access a student's iPOS?*
By logging in to their MyASU using their asurite id and password
5. What if a committee member external to ASU cannot sign in to their MyASU?
For issues with logging, they can contact the experience center or follow the following steps to reset their [password](#)/obtain their [asurite id](#)
6. How do faculty committee members get access to the iPOS?
Automatically by serving on the student's faculty committee
7. *Who should I contact if I am having trouble with the new Defense Results process*
Contact your unit's Graduate College coordinator or email grad-gps@asu.edu and we can assist.

Contact your Graduate Support Coordinator if you have any questions.